


How to use "OTaito_Free_Wi-Fi" (ios,Andoroid)

ios

1.Select Settings



2.Select Wi-Fi



3.Go to Wi-Fi Setting and select SSID list from the Wi-Fi list



4.Enter the Password



5.Setting completed, browser available

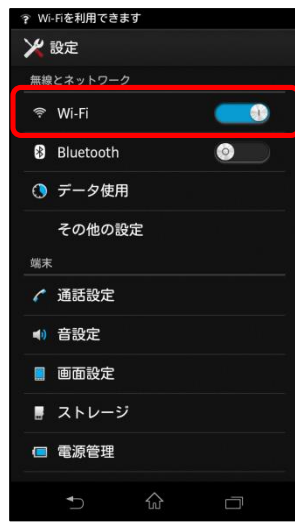


Andoroid

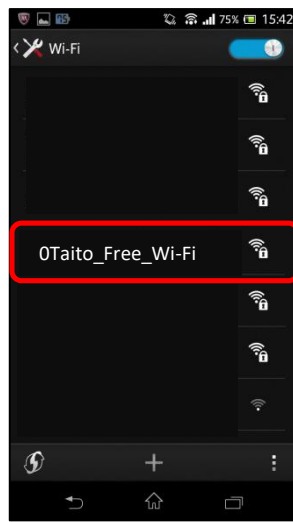
1.Select Settings



2.Select Wi-Fi



3. Select SSID from the Wi-Fi list



4.Select 「Connect」



5.Enter the Password and setting completed, browser available

